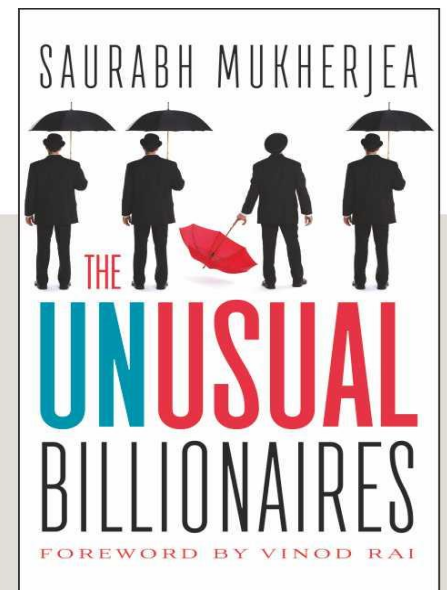




**“The Unusual Billionaires”
- Saurabh Mukherjea**



**SEVEN UNUSUALLY OUTSTANDING
INDIAN COMPANIES
AND WHAT MAKES THEM STAND APART**



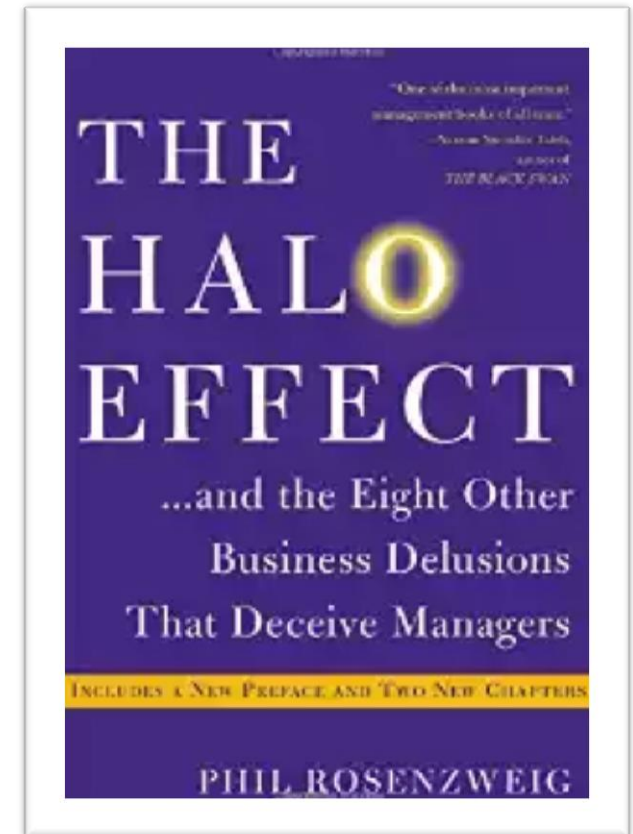
Slide	Details
3.	“Greatness” is a nebulous concept
4.	The stock market’s definition of greatness is flawed
5.	Quantifying greatness in Indian corporate life (or, the search for Rahul Dravid)
6.	Enter the ‘Coffee Can’ portfolio
7.	Creating Coffee Can portfolios (CCPs) in India
8.	The CCPs outperform the Sensex by at least 3.5% points p.a. – slide 1 of 2
9.	The CCPs outperform the Sensex by at least 3.5% points p.a. – slide 2 of 2
10.	So why do so few companies make it into the CCPs?
11.	There are three things that separate ‘The Unusual Billionaires’ from everybody else – slide 1 of 2
12.	There are three things that separate ‘The Unusual Billionaires’ from everybody else – slide 2 of 2
13.	The Coffee Can construct brings five powerful effects into play – slide 1 of 2
14.	The Coffee Can construct brings five powerful effects into play – slide 2 of 2
15.	The Investment Checklist – slide 1 of 2
16.	The Investment Checklist – slide 2 to 2
17.	Coffee Can Portfolio - 2016

Greatness is a nebulous concept

'The ancient Romans were used to being defeated. Like the rulers of most of history's great empires, they could lose battle after battle but still win the war. An empire that cannot sustain a blow and remain standing is not really an empire'— Yuval Noah Harari, 'Sapiens: A Brief History of Humankind' (2011)



- Psychologist [Edward Thorndike](#) said that the "halo effect" is a type of [cognitive bias](#) in which an observer's overall impression of a person, company, brand, or product influences the observer's feelings and thoughts about that entity's character or properties.
- The halo effect is a specific type of [confirmation bias](#).
- Phil Rozenzweig says the stock market suffers from this effect: *"A central problem that clouds so much of our thinking about business is The Halo Effect. Many things we commonly believe lead to company performance – corporate culture, leadership and more – are often simply attributions based on company performance."*
- Here is a list of the Indian companies that have been given The Economic Times "company of the year" award:
 - 2015: HUL (1 year return: 9%)
 - 2014: TCS (1 year return: 42%)
 - 2013: Sun Pharma (1 year return: 71%)
 - 2012: HDFC Bank (1 year return: 35%)



Quantifying greatness in Indian corporate life (or the search for Rahul Dravid)

- **Step 1: Define Companies:** Within the listed universe, I will limit my search to the 1,500 companies with a minimum market cap of Rs100cr [\$15m] as the reliability of data on companies smaller than this is somewhat suspect.
- **Step 2: Define Long Periods:** A decade in India usually accommodates both the up and down cycles of the economy.
- **Step 3: Define Superior Financial Performance:** At the very basic level, a company doing well would mean that it is profitable and it is growing (by successfully reinvesting its profits). Over very long periods of time, the twin filters of growth and profitability, in my view, are sufficient to assess the success of a franchise. Thus, my stock-selection filters are companies that have delivered **revenue growth of 10 % and Return on Capital Employed (ROCE) of 15% every year for the past ten years.**
For Financial Services firms, I use ROE of 15% and loan growth of 15% every year for the past ten years.

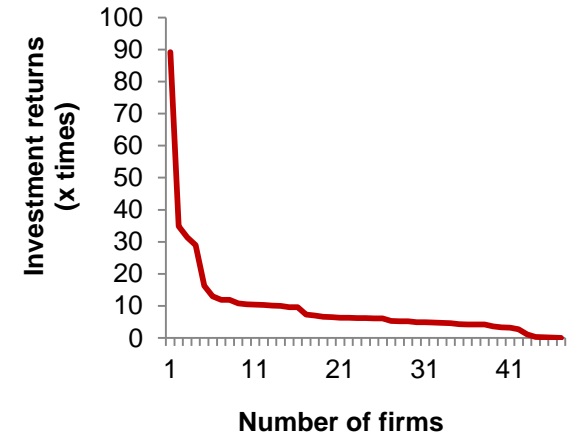


Source:
<http://www.lovemarks.com/lovemark/rahul-dravid/>

‘In investing, as in auto racing, you don’t have to win every lap to win the race, but you absolutely do have to finish the race. While a driver must be prepared to take some risks, if he takes too many risks, he’ll wind up against the fence. There are sensible risks—and there are risks that make no sense at all’—Capital Group fund manager Rob Kirby quoted in Charles D. Ellis’s Capital: The Story of Long-Term Investment Excellence (2004)

- Kirby, in a note written in 1984, narrated an incident involving his client’s husband. The gentleman had purchased stocks recommended by Kirby in denominations of US\$5000 each but, unlike Kirby, did not sell anything from the portfolio. This process (of buying when Kirby bought but not selling thereafter) led to enormous wealth creation for the client over a period of about ten years.
- The wealth creation was mainly on account of one position transforming to a jumbo holding worth over US\$800,000, which came from a zillion shares of Xerox. Impressed by this approach of buy & forget, Kirby coined the term Coffee Can Portfolio; the ‘coffee can’ harkens back to the Wild West, when Americans, before the widespread advent of banks, saved their valuables in a coffee can and kept it under a mattress.

One or two firms generate exponential returns at the end of the portfolio term (10 years)



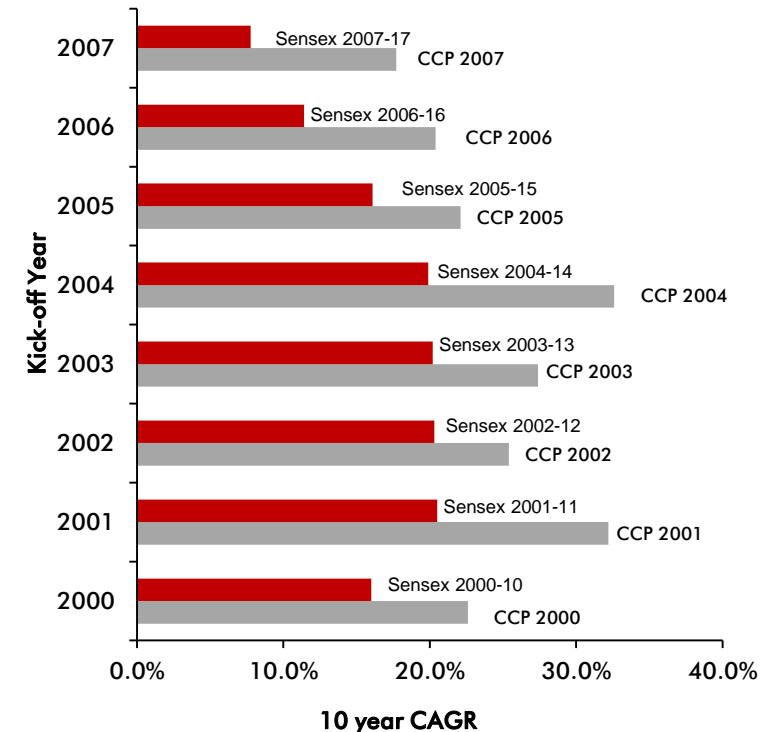
*Source: Peter Thiel’s ‘Zero to One’; Ambit Capital Research*Distribution of actual returns of companies in our completed coffee can portfolios after 10 year period(end of the term)*

- In the period from FY1991 to FY2000, five companies meet the twin requirements of 10% revenue growth and 15% ROCE - NIIT, Cipla, Hero Moto, Swaraj Engines and HDFC. This gives us the Coffee Can Portfolio 2000.
- I now track the price performance of the Coffee Can Portfolio 2000 for the ten-year period, 30 June 2000 to 30 June 2010. For this, I allot an equal amount of money in each of these five stocks, say Rs100. Thus the value of my portfolio at the start of my analysis is Rs500. I find that at the end of ten years, the value of this portfolio has risen to Rs3,831. This implies an annual return of 22.6% versus 16% by the Sensex in the same period.
- Repeating the same process for the subsequent 17 years gives me 17 Coffee Can Portfolios (CCPs) of which:
 - Eight are complete: FY2000, FY2001, FY2002, FY2003, FY2004, FY2005, FY2006, FY2007
 - Nine are incomplete (i.e., the ten year run is not finished as yet): FY2008, FY2009, FY2010, FY2011, FY2012, FY2013, FY2014, FY2015, FY2016



- The CCPs have, on average, 12 companies.
- Each of the seventeen Coffee Can Portfolios (eight complete and nine incomplete) has outperformed the Sensex.
- The outperformance of the Coffee Can Portfolios is almost always in excess of 3.5 percentage points per annum.
- A subset of large cap companies in the CCP has also successfully beaten the Sensex on all seventeen occasions. These large companies were in the top-100 stocks by market cap (at the start of the period under consideration). We call this subset the large-cap portfolio.
- The CCPs also have much lower 'maximum drawdown' than the Sensex, implying superior risk-adjusted performance

Coffee Can Portfolio vs. the Sensex



Source: Bloomberg, Ambit Capital Research Note: Only the completed 8 Coffee Can Portfolios (CCP) have been shown

The CCPs outperform the Sensex by at least 3.5% points p.a. – slide 2 of 2

Back-testing results of completed eight iterations of the Coffee Can Portfolio (i.e. these iterations have run their complete course of ten years) using total shareholder returns

Kick-off year*	All cap CCP (start)	All cap CCP (end)	CAGR Return	Outperformance relative to Sensex	Large cap CCP (start)	Large cap CCP (end)	CAGR Return	Outperformance relative to Sensex
2000	500	3,831	22.6%	6.6%	400	3,338	23.6%	7.6%
2001	600	9,802	32.2%	11.7%	300	3,622	28.3%	7.8%
2002	800	7,709	25.4%	5.1%	500	4,182	23.7%	3.3%
2003	900	10,175	27.4%	7.2%	600	7,791	29.2%	9.0%
2004	1,000	16,849	32.6%	12.7%	500	3,679	22.1%	2.1%
2005	900	6,643	22.1%	6.0%	500	2,968	19.5%	3.4%
2006	1,000	6,376	20.4%	9.0%	600	2,918	17.1%	5.7%
2007	1,500	7,650	17.7%	9.9%	1,000	4,046	15.0%	7.3%

Source: Bloomberg, Capitaline, Ambit Capital research. Note: Portfolio at start denotes an equal allocation of Rs100 for the stocks qualifying to be in the CCP for that year. *The Portfolio kicks off on 30th June of every year.

Back-testing results of incomplete nine iterations of the Coffee Can Portfolio (i.e. these iterations have not run their complete course of ten years) using total shareholder returns

Kick-off year*	All cap CCP (start)	All cap CCP (end)	CAGR Return	Outperformance relative to Sensex	Large cap CCP (start)	Large cap CCP (end)	CAGR Return	Outperformance relative to Sensex
2008	1,100	5,209	18.9%	8.7%	800	3,450	17.6%	7.5%
2009	1,100	5,144	21.3%	11.5%	900	2,937	15.9%	6.1%
2010	700	2,413	19.3%	10.9%	300	974	18.3%	9.9%
2011	1,400	2,857	12.6%	3.9%	400	967	15.9%	7.2%
2012	2,200	6,330	23.5%	11.4%	500	1,104	17.2%	5.0%
2013	1,800	5,443	31.9%	19.8%	600	1,364	22.8%	10.7%
2014	1,600	2,653	20.9%	16.9%	700	1,117	19.1%	15.1%
2015	2,000	2,683	19.2%	9.7%	1,200	1,459	12.4%	3%
2016	1,700	1,996	17.4%	3.5%	800	971	21.4%	7.5%

Source: Bloomberg, Capitaline, Ambit Capital research. Note: Portfolio at start denotes an equal allocation of Rs100 for the stocks qualifying to be in the CCP for that year. *The Portfolio kicks off on 30th June of every year. CAGR returns for all the portfolios since 2008 have been calculated until 30th Jun'17 (except for the live portfolios for the years 2014 and 2015 for which CAGR returns have been calculated since these portfolios were launched in Nov '15 and Nov '16

- ...do we have so few companies that make it to the CCPs?
- What, if anything, is common to the companies that repeatedly make it to the CCPs?
- Why does the CCP construct deliver outperformance with low volatility so consistently?
- “The Unusual Billionaires” seeks to answer these three questions using case studies spanning the last forty years of:
 - Asian Paints
 - Berger Paints
 - Page Industries
 - Marico
 - Astral Poly
 - HDFC Bank
 - Axis Bank

These seven companies (plus ITC) featured in the most number of CCPs

The eight companies which are first among equals

Number	Company name	Number of time ROCE>15% (last 10 years)	Number of times revenue growth > 10% (last 10 years)
1	Asian Paints	10	10
2	Astral Poly	10	10
3	Berger Paints	10	10
4	ITC	10	10
5	Marico*	10	10
6	Page Industries	10	10
7	HDFC Bank Ltd.	10	10
8	Axis Bank Ltd.	10	10

*Source: Capitaline, Company, Ambit Capital research; Note: * Marico demerged its Kaya business in 2014. After adjusting for the de-merged business the revenue growth was greater than 10% in FY14.*

There are three things that separate the Unusual Billionaires from everybody else – slide 1 of 2

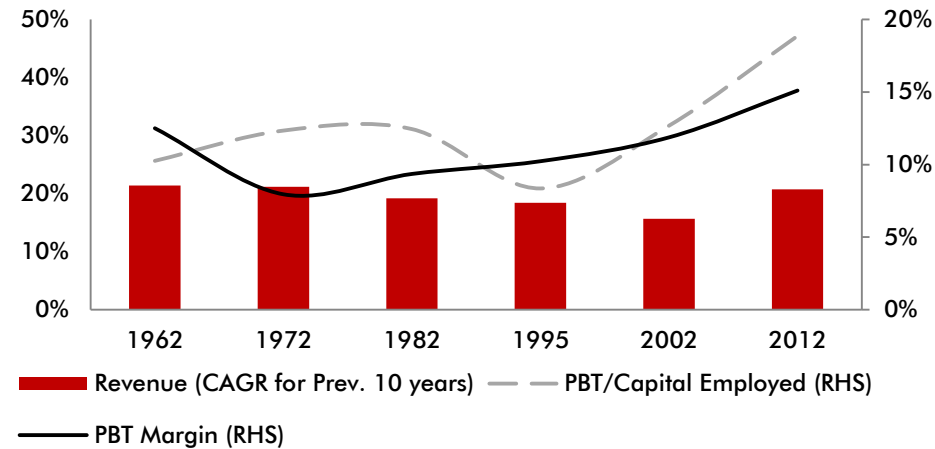
'The business of business is a lot of little decisions every day mixed up with a few big decisions' — Tom Murphy, CEO of Capital Cities Broadcasting in William Thorndike's The Outsiders (2012)

- **Firstly**, the management team has to have an obsessive focus on the core franchise instead of being distracted by short-term gambles outside the core segment.

'Most companies tend to focus on short-term results and hence that makes them frequently do things that deviate away from their articulated strategy . . . these diversions take them away from the path they have to travel to achieve their long-term goals . . . the willingness to resist the temptation of short-term 'off-strategy' profits for long-term sustainable gain is not there in most Indian companies.'—Rama Bijapurkar, a leading market strategy consultant and independent director

Case studies: Marico, Page Industries, HDFC Bank

Decadal revenue, profitability and capital employed growth for Asian Paints from 1952 onwards (growth here is measured through CAGR)



Source: Company, Ambit Capital Research

There are three things that separate the Unusual Billionaires from everybody else- slide 2 of 2

- **Secondly**, the company has to relentlessly deepen its competitive moats over the course of time (I'm talking about decades here).

'Often the question, "Why will we be better at doing that than other people?" will have a clear and affirmative answer, and it is typically those firms that can give that answer and act on it that are successful' — John Kay, the economist and Financial Times columnist, in The Foundations of Corporate Success (1993)

Case studies: Asian Paints, Astral Poly

- **Thirdly**, the people calling the shots at the company have to be sensible about capital allocation, i.e. refrain from large bets (especially those outside core franchise) and return excess cash to shareholders if the cash cannot be deployed to good effect by the company.

'Good management teams work on proving a concept before investing a lot of capital. They are not likely to put a lot of money in all at once hoping for a big payoff'—Michael Shearn, The Investment Checklist (October 2011)

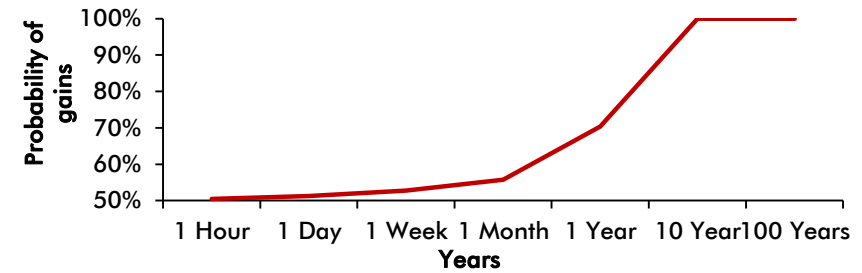
Case studies: ITC, Asian Paints

The Coffee Can construct brings five powerful effects into play

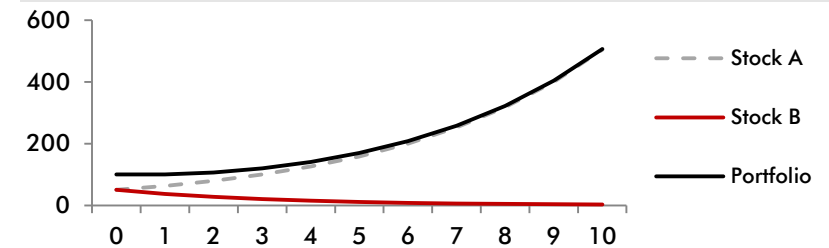
– slide 1 of 2

- Reason 1: Higher probability of profits over long term:** As the time horizon increases, the probability of generating positive returns goes up. For instance, taking mean Sensex returns at 16% per annum and standard deviation at 29%, the probability of generating positive returns goes up to 70% if the time horizon is one year; the probability tends towards 100% if the time horizon is 10 years.
- Reason 2: Power of compounding:** Holding a portfolio of stocks for 10 years allows the power of compounding to play out its magic. Over the longer term, the portfolio comes to be dominated by the winning stocks whilst losing stocks keep declining to eventually become inconsequential.
- Reason 3: Neutralizing the negatives of 'noise':** Investing and holding for the long term is the most effective way of killing 'noise' that interferes with the investment process. Once you have identified a great franchise and you have the ability to hold on to it for a long time, there is no point trying to be too precise about timing your entry or your exit. If you try to time that entry/exit, you run the risk of "noise" rather than fundamentals driving your investment decisions

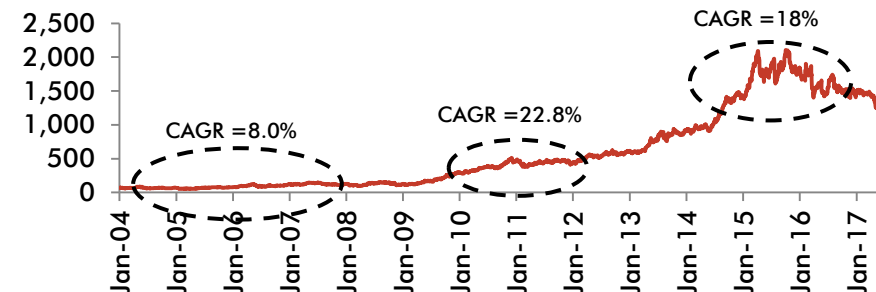
Probability of gains from equity investing in India increase disproportionately with increase in holding horizons



A hypothetical portfolio with 50% strike rate and symmetry around positive and negative returns



Lupin's stock price has compounded at an impressive 26% CAGR since January 2004



Source: Bloomberg, Ambit Capital Research

The Coffee Can construct brings five powerful effects into play

– slide 2 of 2

- **Reason 4: No churn:** By holding a portfolio of stocks for over ten years, a fund manager resists the temptation to buy/sell in the short term. With no churn, this approach reduces transaction costs, which adds to the overall performance of the portfolio over the long term. Eg. In a portfolio with 50% churn, 20bps broking cost and 30bps price impact cost, churn reduces the terminal value by 9%.
- **Reason 5: Back-testing results show that rebalancing does not improve returns:** Even as running the twin filters of RoCE and revenue growth each year will lead to a differing list of stocks, we are reluctant to churn the CCP as it goes against the very objective of the approach. Moreover, the Coffee Can approach without rebalancing has outperformed the one with rebalancing approach on all seven occasions. The average CAGR for CCP without rebalancing over these seven iterations was 24.5% vs 18.7% for CCP with rebalancing.

CAGR returns over 10-year period for CCP with and without rebalancing

	2000-2010	2001-2011	2002-2012	2003-2013	2004-2014	2005-2015	2006-2016	Median CAGR
CCP without rebalancing	19.3%	28.5%	22.4%	25.4%	30.8%	20.5%	18.4%	22.4%
CCP with rebalancing	18.5%	22.6%	22.0%	17.0%	18.7%	13.5%	11.2%	18.5%
Difference (w/o minus with rebalancing)	0.8%	5.9%	0.4%	8.4%	12.0%	6.9%	7.2%	3.9%

Source: Bloomberg, Ambit Capital Research Note; dates refer to the first year and last year of the ten-year holding period. Performance has been measured over a 10-yr period starting from June of the first year and ending with June of the last year.

The volume and complexity of what we know has exceeded our individual ability to deliver its benefits correctly, safely, or reliably' – Atul Gawande, The Checklist Manifesto: How to Get Things Right (2009)

- To help investors identify potential multi-baggers outside the coffee can construct I have prepared a checklist which is inspired by Atul Gawande, the famous American surgeon , writer and public health researcher. This checklist aims to help the investors to stay focused and enforce an effective, objective and thorough decision making process and is divided under three major heads - industry attractiveness, management quality and competitive advantages.

- **Industry attractiveness**
 - Is the company's business heavily dependent on government regulation?
 - How many competitors are present in the industry and how strong is competitive intensity?
 - What is the overall size of the industry and what is its growth potential?
 - Is the company in an industry where the proportion of value add is high?
 - What is the capital intensity and capital efficiency of the industry?
 - Is the industries' business dependent on India's overall economic cycle?
 - Does the business generate excess returns for shareholders?

■ **Management Quality**

- Does the management have a track record of good governance and clean accounting?
- Do the owners of the company have connections to political parties?
- Does the company have a strong track record of efficient capital allocation?
- Do the promoters have a track record of remaining focused on their core operations?

■ **Competitive advantage**

- What is the company's track record on innovation?
- What is the company's investment in brands and reputation?
- How strong is the company's architecture i.e. its network of relationships with staff, suppliers and customers?
- Does the company own any strategic assets?
- Does the company have ROCEs that are higher than the industry average?

Company	Market Cap - \$ mn	1 Year Return
HDFC Bank	65,806	40.7%
Axis Bank	19,191	-4.7%
HCL Technologies	18,791	16.3%
Asian Paints	16,373	10.0%
Cadila Healthcare	8,320	60.0%
Lupin	7,409	-31.8%
Britannia Industries	6,854	31.4%
LIC Housing Finance	5,797	48.8%
Page Industries	2,889	19.0%
Gruh Finance	2,516	57.5%
Amara Raja Batteries	2,219	-2.5%
Astral Poly	1,273	41.8%
Dr. Lal Pathlabs	1,008	-6.7%
Relaxo Footwear	893	-3.2%
eClerx Services	815	-7.9%
RepcO Home Finance	799	7.1%
Cera Sanitary	583	20.1%

Source: Bloomberg, Capitaline, Ambit Capital research. Note: Market cap as on 30th June, 2017.

Disclaimer



Disclaimer

1. AMBIT Capital Private Limited ("AMBIT Capital") and its affiliates are a full service, integrated investment banking, investment advisory and brokerage group. AMBIT Capital is a Stock Broker, Portfolio Manager and Depository Participant registered with Securities and Exchange Board of India Limited (SEBI) and is regulated by SEBI.
2. AMBIT Capital makes best endeavours to ensure that the research analyst(s) use current, reliable, comprehensive information and obtain such information from sources which the analyst(s) believes to be reliable. However, such information has not been independently verified by AMBIT Capital and/or the analyst(s) and no representation or warranty, express or implied, is made as to the accuracy or completeness of any information obtained from third parties. The information, opinions, views expressed in this Research Report are those of the research analyst as at the date of this Research Report which are subject to change and do not represent to be an authority on the subject. AMBIT Capital may or may not subscribe to any and/or all the views expressed herein.
3. This Research Report should be read and relied upon at the sole discretion and risk of the recipient. If you are dissatisfied with the contents of this complimentary Research Report or with the terms of this Disclaimer, your sole and exclusive remedy is to stop using this Research Report and AMBIT Capital or its affiliates shall not be responsible and/ or liable for any direct/consequential loss howsoever directly or indirectly, from any use of this Research Report.
4. If this Research Report is received by any client of AMBIT Capital or its affiliate, the relationship of AMBIT Capital/its affiliate with such client will continue to be governed by the terms and conditions in place between AMBIT Capital/ such affiliate and the client.
5. This Research Report is issued for information only and the 'Buy', 'Sell', or 'Other Recommendation' made in this Research Report such should not be construed as an investment advice to any recipient to acquire, subscribe, purchase, sell, dispose of, retain any securities and should not be intended or treated as a substitute for necessary review or validation or any professional advice. Recipients should consider this Research Report as only a single factor in making any investment decisions. This Research Report is not an offer to sell or the solicitation of an offer to purchase or subscribe for any investment or as an official endorsement of any investment.
6. This Research Report is being supplied to you solely for your information and may not be reproduced, redistributed or passed on, directly or indirectly, to any other person or published, copied in whole or in part, for any purpose. Neither this Research Report nor any copy of it may be taken or transmitted or distributed, directly or indirectly within India or into any other country including United States (to US Persons), Canada or Japan or to any resident thereof. The distribution of this Research Report in other jurisdictions may be strictly restricted and/ or prohibited by law or contract, and persons into whose possession this Research Report comes should inform themselves about such restriction and/ or prohibition, and observe any such restrictions and/ or prohibition.
7. Ambit Capital Private Limited is registered as a Research Entity under the SEBI (Research Analysts) Regulations, 2014. SEBI Reg.No.- INH000000313.

Conflict of Interests

8. In the normal course of AMBIT Capital's business circumstances may arise that could result in the interests of AMBIT Capital conflicting with the interests of clients or one client's interests conflicting with the interest of another client. AMBIT Capital makes best efforts to ensure that conflicts are identified and managed and that clients' interests are protected. AMBIT Capital has policies and procedures in place to control the flow and use of non-public, price sensitive information and employees' personal account trading. Where appropriate and reasonably achievable, AMBIT Capital segregates the activities of staff working in areas where conflicts of interest may arise. However, clients/potential clients of AMBIT Capital should be aware of these possible conflicts of interests and should make informed decisions in relation to AMBIT Capital's services.
9. AMBIT Capital and/or its affiliates may from time to time have or solicit investment banking, investment advisory and other business relationships with companies covered in this Research Report and may receive compensation for the same.

Additional Disclaimer for Canadian Persons

10. AMBIT Capital is not registered in the Province of Ontario and /or Province of Québec to trade in securities and/or to provide advice with respect to securities.
11. AMBIT Capital's head office or principal place of business is located in India.
12. All or substantially all of AMBIT Capital's assets may be situated outside of Canada.
13. It may be difficult for enforcing legal rights against AMBIT Capital because of the above.
14. Name and address of AMBIT Capital's agent for service of process in the Province of Ontario is: Torys LLP, 79 Wellington St. W., 30th Floor, Box 270, TD South Tower, Toronto, Ontario M5K 1N2 Canada.
15. Name and address of AMBIT Capital's agent for service of process in the Province of Montréal is: Torys Law Firm LLP, 1 Place Ville Marie, Suite 1919 Montréal, Québec H3B 2C3 Canada.

Additional Disclaimer for Singapore Persons

16. This Report is prepared and distributed by Ambit Capital Private Limited and distributed as per the approved arrangement under Paragraph 9 of Third Schedule of Securities and Futures Act (CAP 289) and Paragraph 11 of the First Schedule to the Financial Advisors Act (CAP 110) provided to Ambit Singapore Pte. Limited by Monetary Authority of Singapore.
17. This Report is only available to persons in Singapore who are institutional investors (as defined in section 4A of the Securities and Futures Act (Cap. 289) of Singapore (the "SFA")." Accordingly, if a Singapore Person is not or ceases to be such an institutional investor, such Singapore Person must immediately discontinue any use of this Report and inform Ambit Singapore Pte. Limited.

Additional Disclaimer for UK Persons

18. All of the recommendations and views about the securities and companies in this report accurately reflect the personal views of the research analyst named on the cover. No part of this research analyst's compensation was, is, or will be directly or indirectly related to the specific recommendations or views expressed by the research analyst in this research report. This report may not be reproduced, redistributed or copied in whole or in part for any purpose.
19. This report is a marketing communication and has been prepared by Ambit Capital Pvt Ltd of Mumbai, India ("Ambit") and has been approved in the UK by Ambit Capital (UK) Limited ("ACUK") solely for the purposes of section 21 of the Financial Services and Markets Act 2000. Ambit is regulated by the Securities and Exchange Board of India and is registered as a Research Entity under the SEBI (Research Analysts) Regulations, 2014. ACUK is regulated by the UK Financial Services Authority and has registered office at C/o Panmure Gordon & Co PL, One New Change, London, EC4M9AF.
20. In the UK, this report is directed at and is for distribution only to persons who (i) fall within Article 19(1) (persons who have professional experience in matters relating to investments) or Article 49(2)(a) to (d) (high net worth companies, unincorporated associations etc) of the Financial Services and Markets Act 2000 (Financial Promotions) Order 2005 (as amended) or (ii) are professional customers or eligible counterparties of ACUK (all such persons together being referred to as "relevant persons"). This report must not be acted on or relied upon by persons in the UK who are not relevant persons.
21. Neither Ambit nor ACUK is a US registered broker-dealer. Transactions undertaken in the US in any security mentioned herein must be effected through a US-registered broker-dealer, in conformity with SEC Rule 15a-6.
22. Neither this report nor any copy or part thereof may be distributed in any other jurisdictions where its distribution may be restricted by law and persons into whose possession this report comes should inform themselves about, and observe, any such restrictions. Distribution of this report in any such other jurisdictions may constitute a violation of UK or US securities laws, or the law of any such other jurisdictions.
23. This report does not constitute an offer or solicitation to buy or sell any securities referred to herein. It should not be so construed, nor should it or any part of it form the basis of, or be relied on in connection with, any contract or commitment whatsoever. The information in this report, or on which this report is based, has been obtained from publicly available sources that Ambit believes to be reliable and accurate. However, it has not been prepared in accordance with legal requirements designed to promote the independence of investment research. It has also not been independently verified and no representation or warranty, express or implied, is made as to the accuracy or completeness of any information obtained from third parties.
24. The information or opinions are provided as at the date of this report and are subject to change without notice. The information and opinions provided in this report take no account of the investors' individual circumstances and should not be taken as specific advice on the merits of any investment decision. Investors should consider this report as only a single factor in making any investment decisions. Further information is available upon request. No member or employee of Ambit or ACUK accepts any liability whatsoever for any direct or consequential loss howsoever arising, directly or indirectly, from any use of this report or its contents.
25. The value of any investment made at your discretion based on this Report, or income therefrom, maybe affected by changes in economic, financial and/or political factors and may go down as well as go up and you may not get back the original amount invested. Some securities and/or investments involve substantial risk and are not suitable for all investors.

26. Ambit and its affiliates and their respective officers directors and employees may hold positions in any securities mentioned in this Report (or in any related investment) and may from time to time add to or dispose of any such securities (or investment). Ambit and ACUK may from time to time render advisory and other services to companies referred to in this Report and may receive compensation for the same.
27. Ambit and its affiliates may act as a market maker or risk arbitrator or liquidity provider or may have assumed an underwriting commitment in the securities of companies discussed in this Report (or in related investments) or may sell them or buy them from clients on a principal to principal basis or may be involved in proprietary trading and may also perform or seek to perform investment banking or underwriting services for or relating to those companies.
28. Ambit and ACUK may sell or buy any securities or make any investment which may be contrary to or inconsistent with this Report and are not subject to any prohibition on dealing. By accepting this report you agree to be bound by the foregoing limitations. In the normal course of Ambit and its affiliates' business, circumstances may arise that could result in the interests of Ambit conflicting with the interests of clients or one client's interests conflicting with the interest of another client. Ambit makes best efforts to ensure that conflicts are identified, managed and clients' interests are protected. However, clients/potential clients of Ambit should be aware of these possible conflicts of interests and should make informed decisions in relation to Ambit services.

Disclosures

29. The analyst (s) has/have not served as an officer, director or employee of the subject company.
30. There is no material disciplinary action that has been taken by any regulatory authority impacting equity research analysis activities.
31. All market data included in this report are dated as at the previous stock market closing day from the date of this report..

Analyst Certification

Each of the analysts identified in this report certifies, with respect to the companies or securities that the individual analyses, that (1) the views expressed in this report reflect his or her personal views about all of the subject companies and securities and (2) no part of his or her compensation was, is or will be directly or indirectly dependent on the specific recommendations or views expressed in this report.

© Copyright 2016 AMBIT Capital Private Limited. All rights reserved.